

SWITCHES

Alignment and Control Switches




All alignment and control switches supplied by NI have been used on center pivot controls and have been proven in the field. Whatever your application, we can get you the switch. Call us about other types of irrigation switches, too.

Applications for Alignment & Control Switches

Application	NI Part #
Gifford Hill	93630
Hydrus	93630
Lindsay	936117*, 93606**
Lockwood	93655, 93658
NI	93652
Olson	93607
Pierce	93629
Raincat	93635
Reinke	93630
Valley	93652, 936124**, 93602**

* Preferred choice.

** Plunger style.



NI Part #	Style	Description
93630	A	Short arm with roller, spade connection
93658	B	Short arm with simulated roller, flat terminal spade connection
936117	C	Long arm with roller, spade connection, black
93629	D	Long arm with roller, spade connection
93655	E	Short arm with simulated roller, spade side connection
93607	F	Long arm with roller and adjustment screw, pressure connector
93652	G	Short arm with adjustment screw, pressure connector
93635	H	Double switch with single adjustable arm, pressure connector
93602	I	Plunger, button actuator, spade connection, with boot kit
93606	J	Plunger with roller, short stroke, spade connection, less boot
936124	K	Plunger with roller, long stroke, spade connection, with boot kit
43016	L	Boot Kit

E